

AcadeMir Charter Schools

2024 SUMMER KINDERGARTEN PACKET



AcadeMir Charter School West 2024 Summer Learning Requirements

Dear Parent(s)/Guardian(s),

In preparation for the 2024 – 2025 school year and to ensure that our students maintain growth-oriented academia during the summer, the school curriculum team has created the following Summer Learning assignment for each student to complete by the first day of school. Each student must complete the Summer Learning Packet over the summer and turn it in to your classroom teacher by August 23, 2024.

Summer Reading

ACSW students will be expected to read the novel from the reading list for their incoming grade level. For example, if your child is entering 1st grade in the fall, he/she would read the 1st grade novel and complete the activity. Please note that this assignment will be worth one grade for Reading and one grade for Language Arts.

Mathematics Activities

ACSW students are required to complete the mathematics packet that pertains to their incoming grade level and/or assignment. For example, if your child is in the Accelerated Mathematics course in the elementary level, he/she needs to complete the Accelerated packet. For middle school, Algebra, Geometry, etc. is separated from the ELA, Science, and Social Studies packet. Please ensure that you do all the components.

Thank you for your partnership in ensuring your child continues to strive for excellence over the summer!
We look forward to an outstanding 2024 – 2025 school year!

Sincerely,

Susie Bello, Principal
AcadeMir Charter School West
bello@academircharterschoolwest.com

ACADEMIR CHARTER SCHOOLS



ACADEMIR SUMMER READING 2023-2024

Summer provides a plethora of opportunities for students and their families to enjoy unforgettable books and create lifetime memories.

AcadeMir students entering K-8th grade are required to read from the summer reading lists developed by our Academic Team for the upcoming grade.

Creating lifelong readers is one of the greatest gifts that we can give our children. We want our students to have a fun summer break while also pursuing reading for enjoyment at the same time.

Research has shown that the single greatest factor in predicting reading success is whether a child is read to when they are young. All of our students are to read the selected book for their grade.

These assignments are for a grade and should be completed and turned in to your student's new ELA teacher by Friday, August 23rd.

Happy Reading and enjoy your summer break!!!

ACADEMIR CHARTER SCHOOLS



2024 Summer Reading List

Grade	Summer Reading	Author	Book Synopsis	Front Cover
Kindergarten	Swimmy	Leo Lionni	Deep in the sea there lives a happy school of little fish. Their watery world is full of wonders, but there is also danger, and the little fish are afraid to come out of hiding . . . until Swimmy comes along. Swimmy shows his friends how—with ingenuity and teamwork—they can overcome any danger.	
First Grade	From Seed to Pumpkin	Wendy Pfeffer	Pumpkins can be baked in a pie, carved into jack-o'-lanterns, and roasted for a healthy snack. But how does a tiny seed turn into a big pumpkin? With clear text and detailed, colorful illustrations, this book explains what a pumpkin seed needs to help it grow!	
Second Grade	Mango, Abuela, and Me	Meg Medina	Mia's abuela has left her sunny house with parrots and palm trees to live with Mia and her parents in the city. The night she arrives, Mia tries to share her favorite book with Abuela before they go to sleep and discovers that Abuela can't read the words inside. Then Mia sees a parrot in the pet-shop window and has the perfect idea for how to help them all communicate a little better.	
Third Grade	The Boxcar Children	Gertrude Chandler Warner	The Aldens begin their adventure by making a home in a boxcar. Their goal is to stay together, and in the process, they find a grandfather.	
Fourth Grade	The Lion, the Witch and the Wardrobe	C.S. Lewis	Narnia... the land beyond the wardrobe door, a secret place frozen in eternal winter, a magical country waiting to be set free. Lucy is the first to find the secret of the wardrobe in the professor's mysterious old house. At first her brothers and sister don't believe her when she tells of her visit to the land of Narnia. wardrobe themselves.	

ACADEMIR CHARTER SCHOOLS



2024 Summer Reading List

Grade	Summer Reading	Author	Book Synopsis	Front Cover
Fifth Grade	The City of Ember	Jeanne DuPrau	Many hundreds of years ago, the city of Ember was created by the Builders to contain everything needed for human survival. It worked...but now the storerooms are almost out of food, crops are blighted, corruption is spreading through the city and worst of all— the lights are failing. Soon Ember could be engulfed by darkness...	
Sixth Grade	Hatchet	Gary Paulsen	Brian is on his way to Canada to visit his estranged father when the pilot of his small prop plane suffers a heart attack. Brian is forced to crash-land the plane in a lake--and finds himself stranded in the remote Canadian wilderness with only his clothing and the hatchet his mother gave him as a present before his departure.	
Seventh Grade	Old Yeller	Fred Gipson	At first, Travis couldn't stand the sight of Old Yeller. The stray dog was ugly, and a thieving rascal, too. But he sure was clever, and a smart dog could be a big help on the wild Texas frontier, especially with Papa away on long cattle drive up to Abilene.	
Eighth Grade	The Swiss Family Robinson	John David Wyss	The Robinsons leave their home in Switzerland planning to settle half a world away. But things do not turn out as they had expected. The sole survivors of a terrible shipwreck, they wash ashore to learn that the danger has only begun. Their new world will test their courage, cleverness, endurance, and faith as they struggle to survive and create a civilization of their own in the wilderness.	
Ninth Grade	1984	George Orwell	The scene is London, where there has been no new housing since 1950 and where the city-wide slums are called Victory Mansions. Science has abandoned Man for the State. As every citizen knows only too well, war is peace. To Winston Smith, a young man who works in the Ministry of Truth (Minitru for short), come two people who transform this life completely.	



AcadeMir Charter Schools


ELA

Name _____

Swimmy

Think about the story.

Draw (and label) or color to answer the questions.



1. Where does Swimmy live?

2. Does the tuna fish catch Swimmy?



yes




no


3. What are some of the marvels Swimmy saw in the sea?

4. Who does Swimmy meet after seeing the marvels?

5. Why are Swimmy's new friends afraid?




6. How does Swimmy and the new friends solve their problem?




7. How are you and Swimmy the same?


Swimmy



Me



8. What is your opinion of the story? Color to show your opinion.



I loved it!



I liked it.



It was O.K.

Learning Sight Words

Dear Parents,

We are sending home a sight word list that your child should practice reading over the summer. Sight words are words that usually don't follow the rules of spelling. They should be memorized because decoding them can be difficult. Students are taught to memorize sight words as a whole, by sight, so that they can recognize them immediately (within three seconds) and read them without having to use decoding skills.

Below is a list of activities to make sight word practice more fun:

- Make sight word flashcards on index cards and have your child practice reading them over and over
- Rainbow write the words
- Busy night? Write the words on a white board in the car as you get your errands and activities done
- Play "Go Fish" with the sight words on index cards (write each word on two cards).
- Word Searches/Sight Word Scavenger Hunt: Find sight words on food boxes or other available print material (magazines, grocery shopping, street signs, etc.)
- Letter Magnets: Have your child use letter magnets to spell the word.
- Memory game: Make duplicates of the sight word cards and play the memory game.
- Bingo: Make 5 x 5 grids and put sight words in the squares. Call out a sight word and have your child find the word on his/her Bingo board; play the same rules as Bingo.
- Write sight words with glitter glue
- Make sight words with Playdoh
- Write sight words with shaving cream in the tub/shower
- Put craft sand on a paper plate. Have your child practice tracing sight words in the sand.
- Put hair gel in a zip lock baggie, seal the baggie, and have your child write the letters of the sight word in the gel.
- Jump, hop, clap, or tap out the letters of the sight word (t-h-e "the").

HAPPY READING!

Pre-Primer

a funny look see

and go make the

away help me three

big here my to

blue I not two

can in one up

come is play we

down it red where

find jump run yellow

for little said you

Primer

am	four	out	too
are	get	please	under
at	good	pretty	want
ate	have	ran	was
be	he	ride	well
black	into	saw	went
brown	like	say	what
but	must	she	white
came	new	so	who
did	no	soon	will
do	now	that	with
dog	on	there	yes
door	our	they	

Name: _____ Date: _____

Letter Recognition

A

e

E

a

G

d

D

g

M

k

I

m

K

i

Directions: Name each letter. Draw a line to connect the uppercase and lowercase form of the same letter.

Name: _____ Date: _____

Letter Recognition

N

w

Q

n

R

s

S

r

W

z

Z

t

T

q


Directions: Name each letter. Draw a line to connect the uppercase and lowercase form of the same letter.

Name : _____




Missing Letters

Fill in the missing letters and trace the words.




____ o ____
____ o ____



____ i ____
____ i ____



____ i ____
____ i ____





____ o ____
____ o ____



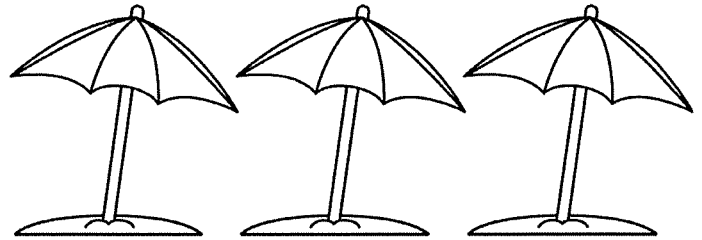
AcadeMir Charter Schools

MATH

Name _____



one



Color the number one.

Color 1 umbrella.

Practice writing the number 1.

Draw 1 of something.

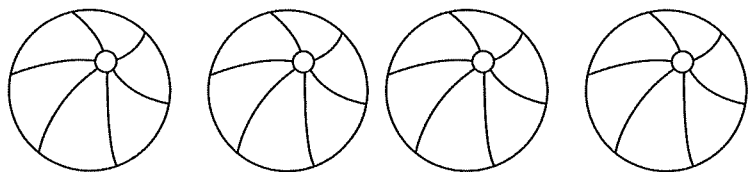
1 6 8 1
7 3 5 1 2
5 q 4 0 1

Circle the 1s.

Name _____




two



Color the number two.

Color 2 beach balls.



Practice writing the number 2.

Draw 2 of something.



2 3 8 2
6 4 5 7 9
5 2 2 0 1

Circle the 2s.

Name _____




three



Color the number three.

Color 3 crabs.




Practice writing the number 3.

Draw 3 of something.


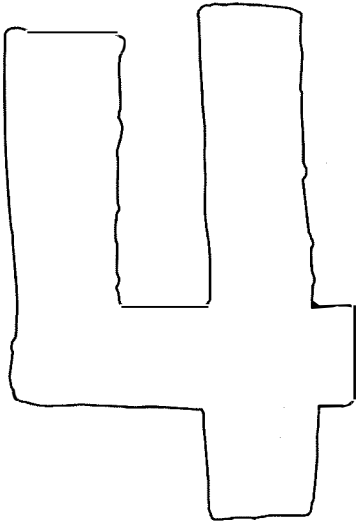
Circle the 3s.

3 3 8 3
6 4 5 7 9
5 3 2 0 1

Name _____

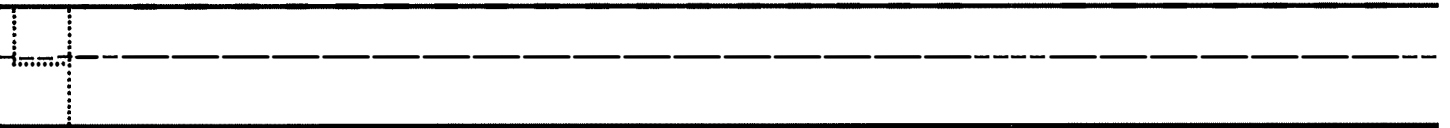


four



Color the number four.

Color 4 fish.


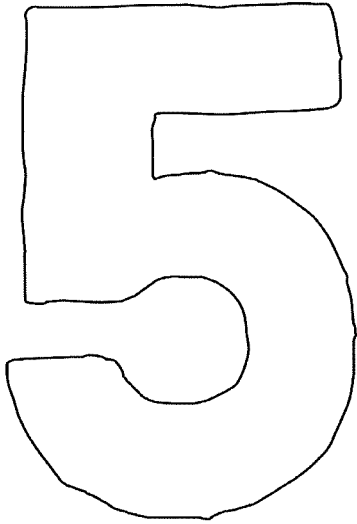


Practice writing the number 4.

Draw 4 of something.

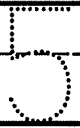
4 4 8 4
7 3 9 4 2
5 6 4 0 1
Circle the 4s.

Name _____



Color the number five.

Color 5 suns.



Practice writing the number 5.

Draw 5 of something.



5 4 8 5
7 3 9 5 2
5 6 5 0 1

Circle the 5s.

Name _____



six



Color the number six.

Color 6 pails.



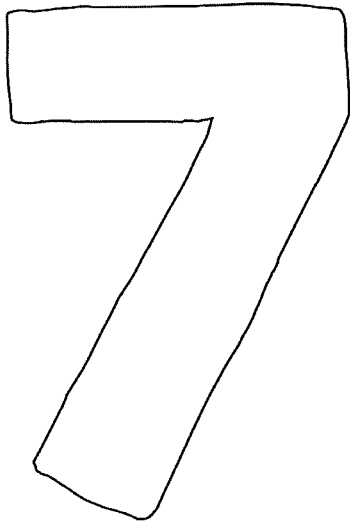
Practice writing the number 6.

Draw 6 of something.



3 6 8 6
6 4 5 7 9
5 2 6 0 1

Circle the 6s.

Name _____




seven




Color the number seven.

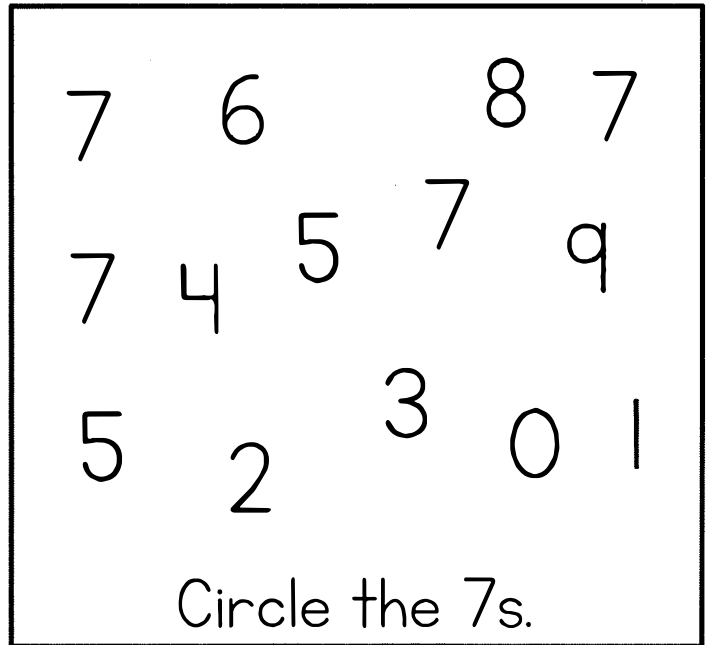
Color 7 lemonades.



Practice writing the number 7.




Draw 7 of something.





Circle the 7s.

Name _____



eight



Color the number eight.

Color 8 shells.



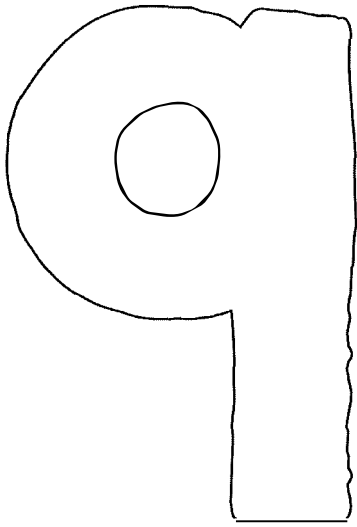

Practice writing the number 8.

Draw 8 of something.


8 4 8 5
7 3 9 8 2
8 6 5 0 1

Circle the 8s.

Name _____



nine




Color the number nine.

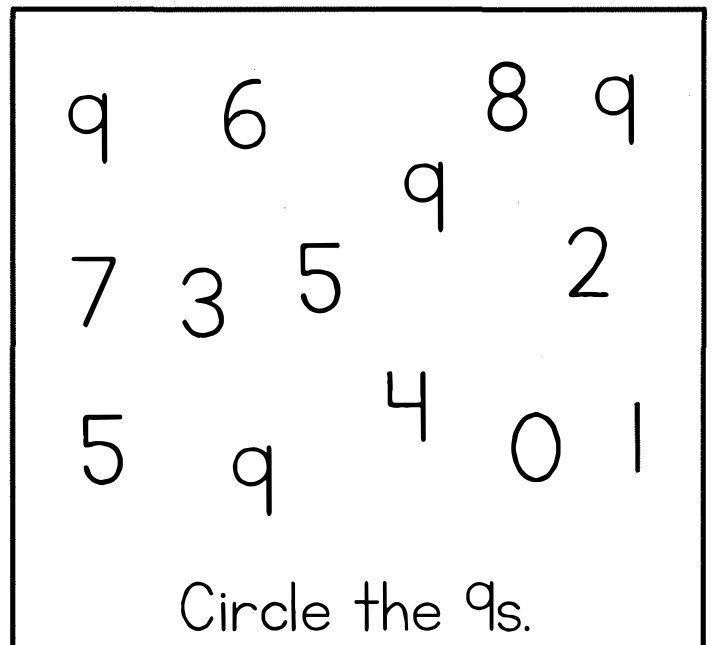
Color 9 seahorses.



Practice writing the number 9.



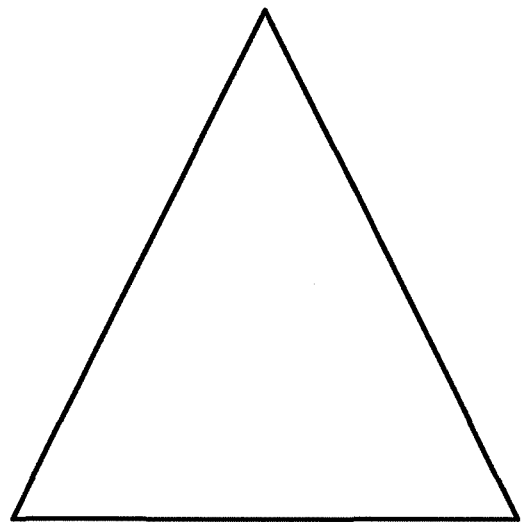
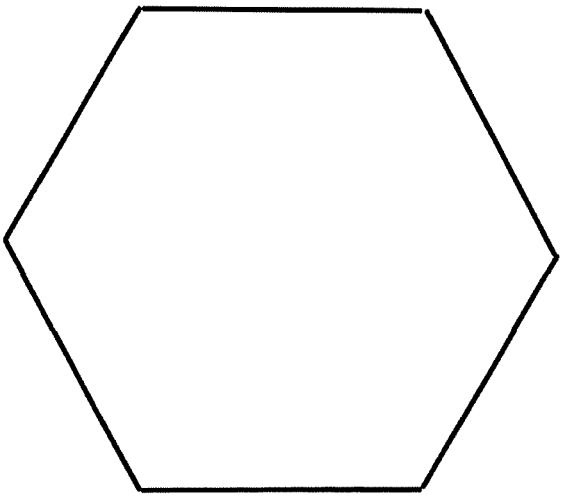



Draw 9 of something.



Circle the 9s.

Name _____

SHAPES and COLORS



Color the circle red. Color the square blue. Color the triangle green.
Color the rectangle yellow. Color the hexagon purple.



AcadeMir Charter Schools

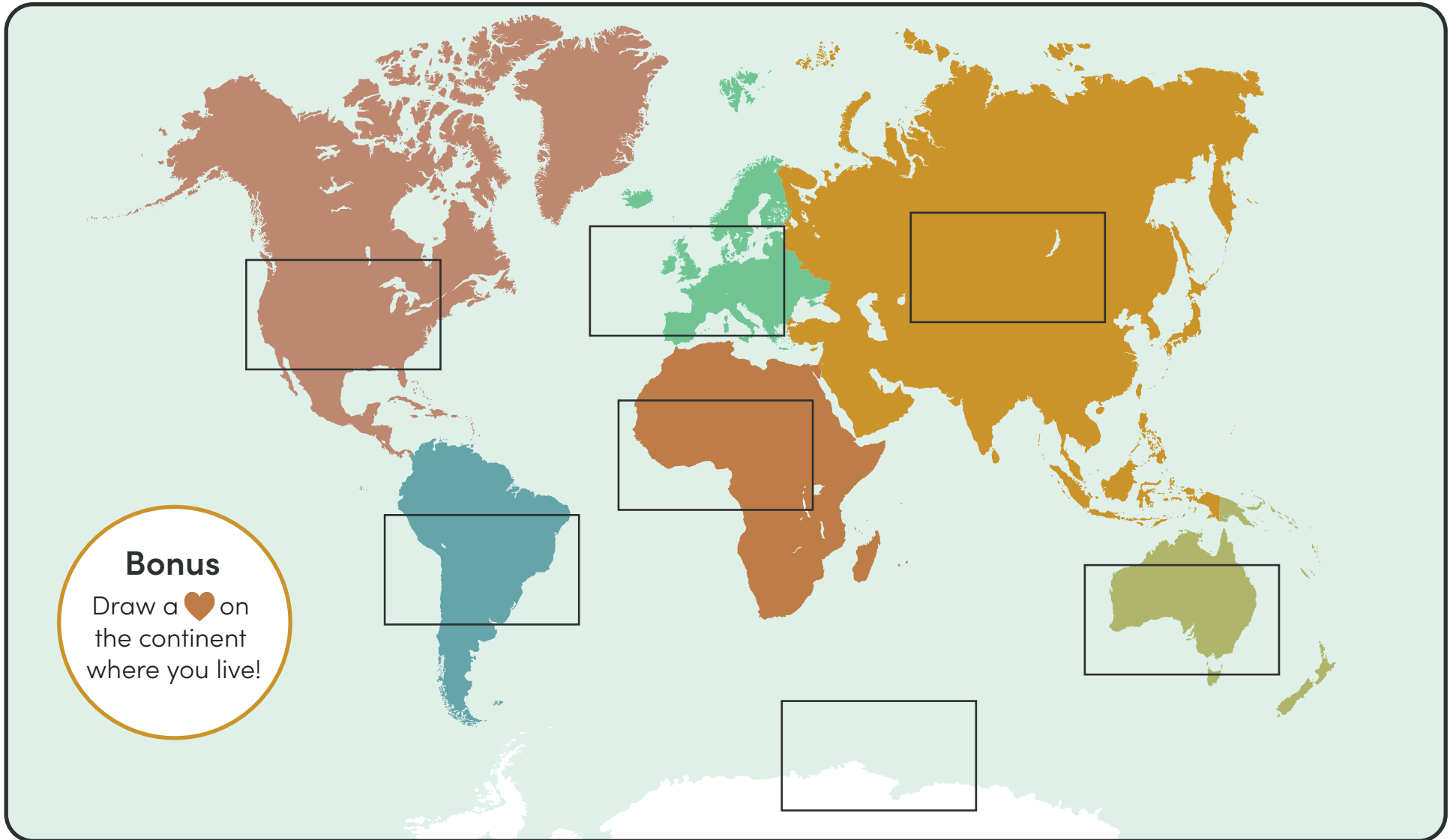
SOCIAL STUDIES

Label the Continents

Name _____

Cut out the labels. Glue them onto the correct continent on the map.

Date _____



Africa

Antarctica


Asia

Australia

Europe

North
America

South
America



AcadeMir Charter Schools

SCIENCE

Animal homes

Kindergarten Science Worksheet

Match each animal to where it lives.



ACADEMIR CHARTER SCHOOLS



Kindergarten Summer Science Activity

“Does it live in the Ocean or on Land?”

Introduction

Swimmy was swimming and exploring the ocean in the book *Swimmy*. Did you know that some animals can only live in water and some can only live on land. There are even some animals that can live on both, they can live in water and on land. These types of animals are amphibians.

Materials

- Activity Sheet
- Scissors
- Glue/paste

Procedures

1. Write your name on the top of the Activity Sheet.
2. Cut out the pictures of the different animals.
3. Paste them in the right column in the chart.



Your task

Complete the Activity Sheet and turn it in to your teacher on August 23rd.



Student Name _____

Kindergarten Summer Science Activity “Does it live in the Ocean or on Land?”

Activity Sheet

Directions: Cut out each animal card and place it in the appropriate column within the chart. The animals either lives on land or in the ocean.

Lives in the Ocean	Lives on Land

