

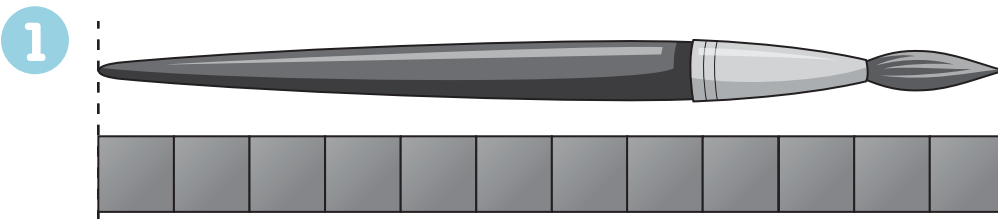
Look at the Example. Then solve.

Example Use tiles to measure the length of the brush. Line up the edge of the first tile with the edge of the brush.




Count the tiles.

The brush is 9 tiles long.



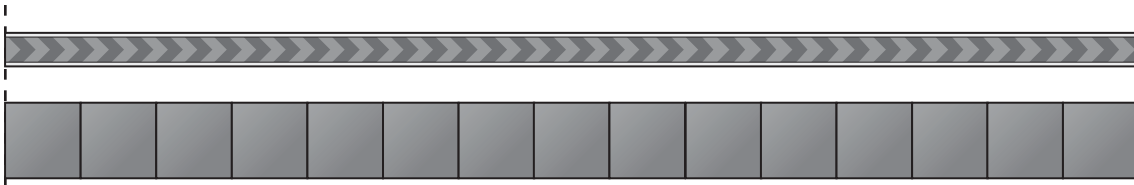
The brush is _____ tiles long.



The pencil is _____ tiles long.

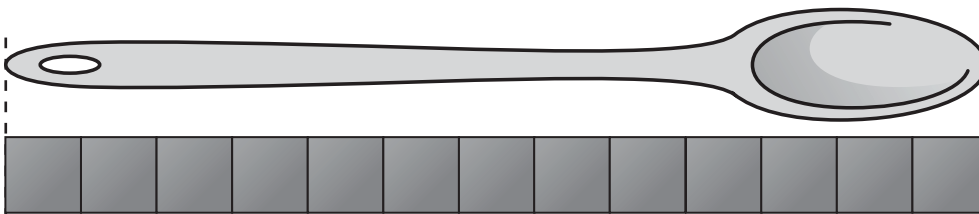


3



The ribbon is ____ tiles long.

4



The spoon is ____ tiles long.

5

Buzz and Boom measure a pencil.

Buzz says the tiles have to be the same size.

Boom says the tiles can be different sizes.

Who is right? Circle.


Buzz

Boom

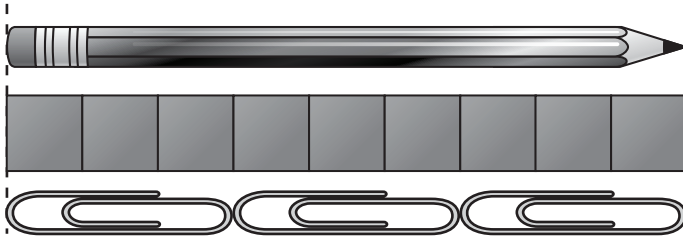
Name _____

Look at the Example. Then solve.

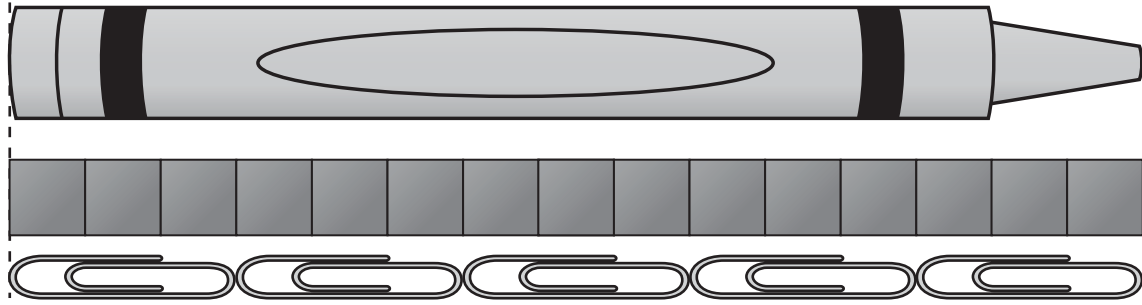
Example Measure length with tiles and paperclips.
How long is this pencil?

about 12 about 6 

1

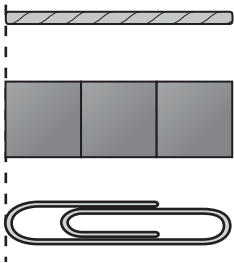
The pencil is about _____  and about _____ .

2



The crayon is about _____  and about _____ .

3



This string is about _____  and about _____ .

4

Buzz measures the length of a marker.

First he uses .

Then he uses .

What does he use more of? Circle.

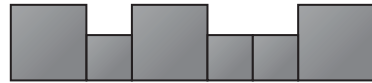
more 

more 

Name _____

Look at the Example. Then solve.**Example** Boom says the marker is 6  long.

Circle why he is wrong.

The tiles are not
the same size.You cannot
measure with tiles.**1 Explain** Buzz says the marker is 4  long.

Circle why he is wrong.

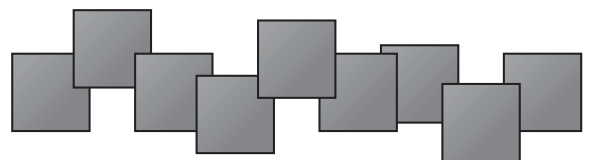
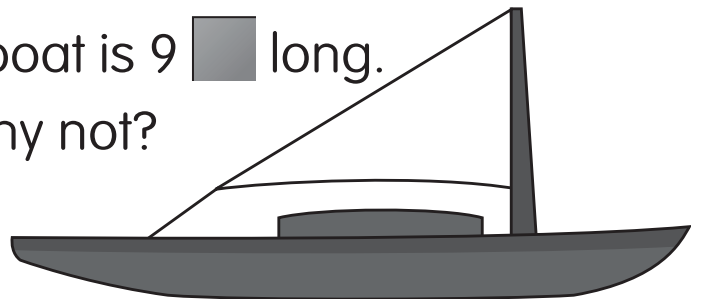


The clips overlap.

The clips are not the same size.

2 Reason Boom says the boat is 9  long.

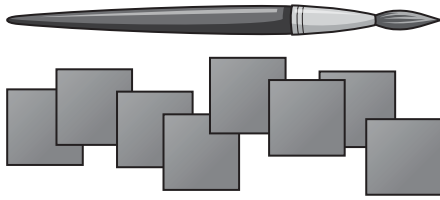
Do you agree? Why or why not?



3 Analyze Who measured the right way? Circle.


Carlos

Eve



Carlos

about _____ 




Eve

about _____ 

4 Analyze Who measured the right way? Circle.


Matt

Ann



Matt

about _____ 



Ann

about _____ 

5 Reason Boom says the ribbon is 5  long.

Tell why this is wrong.

